

Project Name	Location	Item #	Quantity	Model #	AIA #	SIS #
--------------	----------	--------	----------	---------	-------	-------

TRM SERIES



- FEATURES
- R290 natural refrigerant.
 - Self-contained factory-charged and sealed refrigeration system.
 - Interior finish: White.
 - Exterior finish: Black.
 - Temperatures of 32°F to 41°F (0°C to 5°C).
 - Self-cleaning technology.
 - NSF/ANSI standard 7 compliant for the storage and/or display of packaged products only.
 - 4000k color temperature LED interior lighting.
 - Total of 25 (5 per door) adjustable, solid white powder coated cantilever shelves 30W" x 25D" (762mmW x 635mmD).
 - Cabinet fitted with leg levelers. Utilizing True's patented True Level leveling system™.
 - "Low-E" triple pane thermal insulated glass doors.
 - Stay-Open door feature.

PHYSICAL DATA


Specifications subject to change without notice.
Chart dimensions rounded up to the nearest 1/8" (millimeters rounded up to next whole number).



LED Color Temperature	Usable Capacity (Cu. Ft.) (Liters)	# of Doors	Door Type	# of Shelves	Shelf Type Design	Cabinet Weight (lbs.) (kg)		# of Ref. Decks ≠	Refrig. Deck Weight (lbs.) (kg)		Interior Dimensions (inches) (mm)			Cabinet Dimensions (inches) (mm)			Exterior Finish	Interior Finish	Door Finish	Refrigeration Data			
						Crated	Uncrated		Crated	Uncrated	W	D	H	W	D†	H				Ref Charge (per deck)	Refrigerant	Min. Temp (°F) (°C)	Max. Temp (°F) (°C)
4000k	192.6	5	Glass	25	Cantilever	2050	TBD	2	310	240	153½	28	68⅞	158¾	38⅞	102	Black	White	Black	9oz	R290	32°F	41°F
	5454					930	TBD		141	109	3899	709	1730	4032	987	2591						0°C	5°C




† Depth does not include 1½" (35 mm) for door handles.
≠ Refrigeration decks ship separately and individually.

ELECTRICAL & ENERGY DATA

Specifications subject to change without notice.

Daily Energy Use (Kwh/Day)	Energy Star Certified	# of Ref. Decks	Condenser Type	Total Rejected Heat (Btu/h)	208-240V/60HZ Voltage		Cord Length‡ (total ft.) (total m)	NEMA Configuration	
					HP (Per Deck)	Total Amps			
10.14	No	2	Air Cooled	2987	¾	9.2	10	 208-240/60 NEMA-L6-20P	
							3.05		

APPROVALS

AVAILABLE AT

3/25

Unit completely pre-wired at factory and ready for final connection to a 208-240V-1PH-60Hz, cord and plug set included.



USA FOODSERVICE
DIVISION

TRM5M-NY-BLK-WHT-1BLKLLLLL-4

True Retail Merchandiser • 5-Door • Medium Temp –Finished Left Panel/In Line Right Panel – Black Exterior – White Interior
Aluminum Frame Black Doors • All Left Door Hinge – 4000K LED Lighting

ADDITIONAL FEATURES

Design

- True's commitment to using the highest quality materials and energy efficient refrigeration systems provides the user with colder product temperatures and lower utility costs.
- Take advantage of the install flexibility, convenience, and efficiency of this self-contained case. Fit TRM's through 82" height and 41" wide openings, move the case into location, install the compact sealed condensing systems and plug it in. No refrigeration connections or technicians needed for install.
- The entire cabinet structure is built using high-density, polyurethane insulation that has zero ozone depletion potential.
- Refrigeration redundancy architecture helps prevent product loss.
- Patented **True Level Leveling System™** for a quick install.

Refrigeration System

- Environmentally friendly R290 Natural Refrigerant system.
- Self-contained factory-charged and sealed refrigeration system.
- The **True Dynamic Refrigeration Response System™** allows for quick product pull down where and when cooling demand is needed.
- Refrigeration decks ship separately; installed onsite.
- Self-cleaning reverse condensing fan motor technology helps prevent condenser blockage.
- Plug-and-play electrical system for seamless installation (No refrigeration tech or electrician needed).

- DOE listed.
- NSF/ANSI standard 7 compliant for the storage and/or display of packaged products only.
- Cabinet designed for optimum performance in air-conditioned areas not to exceed 80°F ambient and 55% relative humidity.
- High-efficiency variable speed compressor technology.

Shelving

- Total of 25 (5 per door) adjustable, solid white powder coated cantilever shelves 30"W x 25"D (762mmW x 635mmD).

Doors

- Self closing doors with stay open feature.
- "Low-E" triple pane thermal insulated glass door.
- Viewable glass height of 70" for maximum product display.
- Magnetic door gasket of one piece construction, removable without tools for ease of cleaning.
- For all left hinge units (LLLLL) the right most door is field reversible on NN and YN end panel models.
- For all right hinge units (RRRRR) the left most door is field reversible on NN and NY end panel models.

LED Lighting

- 4000k color temperature LED interior lighting, provides brilliant lighting throughout the cabinet.

Electrical

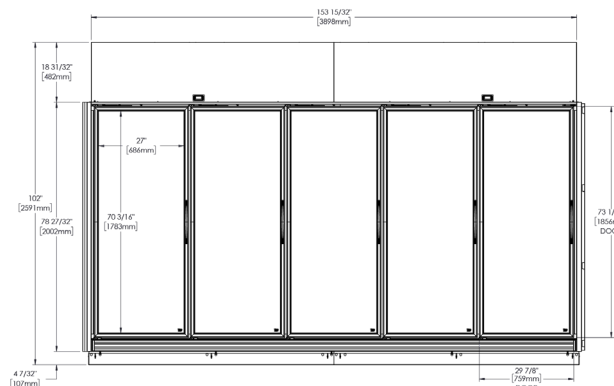
- Unit completely pre-wired at factory and ready for final connection to a 208-240V-1PH-60Hz, cord and plug set included.

Optional Features/Accessories

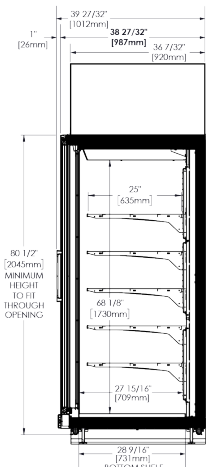
(upcharge and lead times may apply)

- ☐ Peg hook kit white (Includes 5 Peg Hooks and clear price tag holders)
- ☐ Peg hook kit Black (Includes 5 peg Hooks and clear price tag holders)
- ☐ Balloon guard kit
- ☐ Heated drain pan assembly
- ☐ Bottom sill product Id strip clear
- ☐ Shelf product ID strip white
- ☐ Shelf product ID strip black
- ☐ Corner kit black
- ☐ Black or white cantilever shelves
- ☐ Black interior

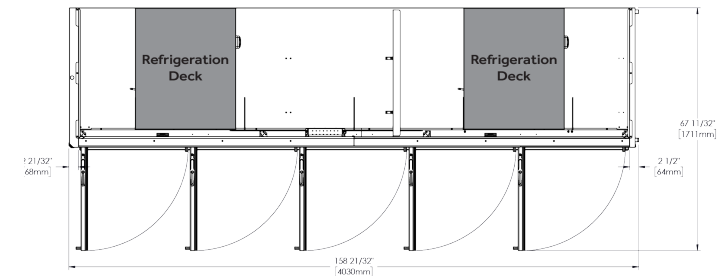
PLAN VIEWS



FRONT VIEW



SIDE VIEW



TOP VIEW

Plan View Notes: Dimensions in brackets are in millimeters. • Depth does not include 1 1/2" (35 mm) for door handles • Height does not include 1/4" (7 mm) for leg levels.